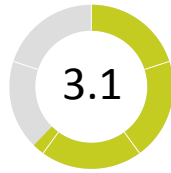


St John Fisher and Thomas More

Classes tested (this year): 12
Pupils tested (this year): 259
Individual tests (this year): 535
Last test (this year): 2022-06-30

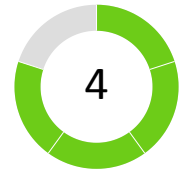
Overview



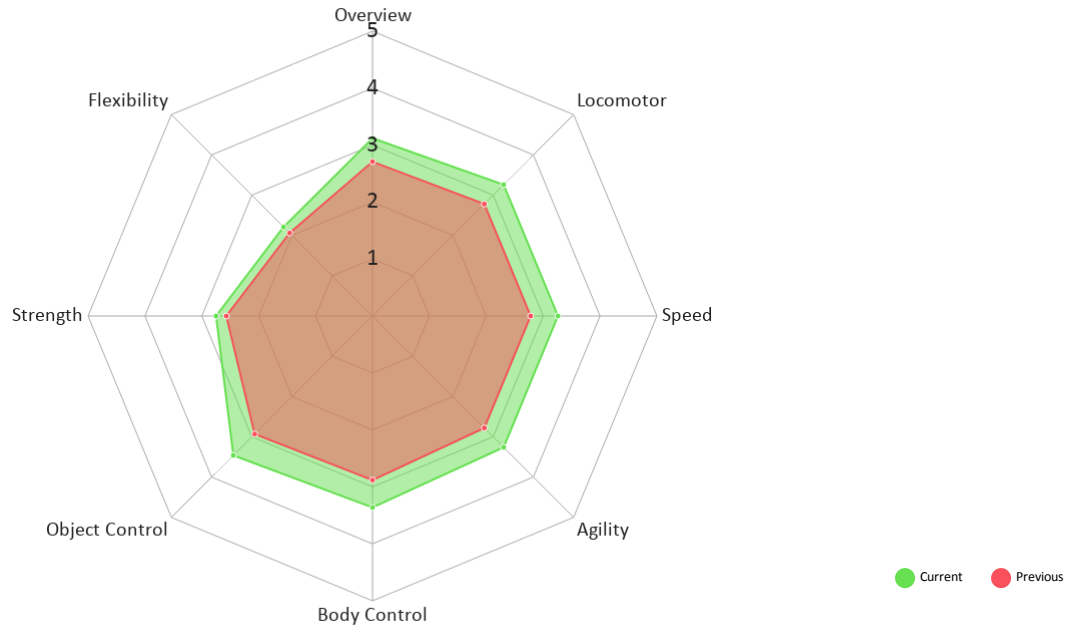
Improvement



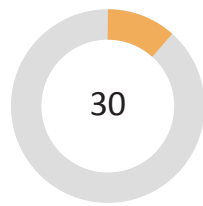
Target



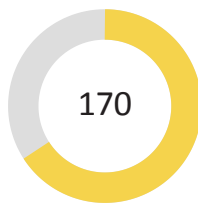
Overall performance



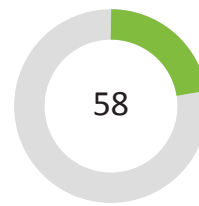
Test element	Type	Results	Rating
Broad Jump	Body Control	112.86 Cms 98.56 Cms 14.50% ↑	3.4
5/10/5 Agility Test	Agility, Speed, Locomotor	7.47 Secs 8.01 Secs 7.20% ↑	3.3
Left Leg - Hopping	Strength	3.36 Secs 3.55 Secs 5.82% ↑	2.6
Sit And Reach	Flexibility	-1.87 Cms -3.01 Cms 37.98% ↑	2.2
Throw & Catch	Object Control	22.19 Catches 16.91 Catches 31.25% ↑	3.5
Right Leg - Hopping	Strength	3.14 Secs 3.49 Secs 10.98% ↑	2.9



Emerging



Expected



Exceeding

↓ Lowest scoring pupils

Name	Score
Kobi Wilding	1.00
Martin Ward	1.00
Jackson Sandiford	1.00
Kyson-Kane Christopher	1.00
Hazel Mlay	1.17

↑ Highest scoring pupils

Name	Score
Hayden Botham	5.00
Ricardo Trindade Brestes Da Costa Neto	5.00
Zuzanna Gawel	5.00
Obed Nana Opoku Ofori	5.00
Hezekeiah Pereira	5.00

Highest scoring class

2MP	4.00
-----	------

Lowest scoring class

5JL	2.67
-----	------

Most improved pupils

Lucas McLaughlin	680.98
Mackie Vasene	515.58