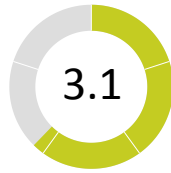


St John Fisher and Thomas More

Classes tested (this year): 12
Pupils tested (this year): 259
Individual tests (this year): 535
Last test (this year): 2022-06-30

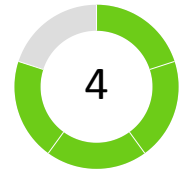
Overview



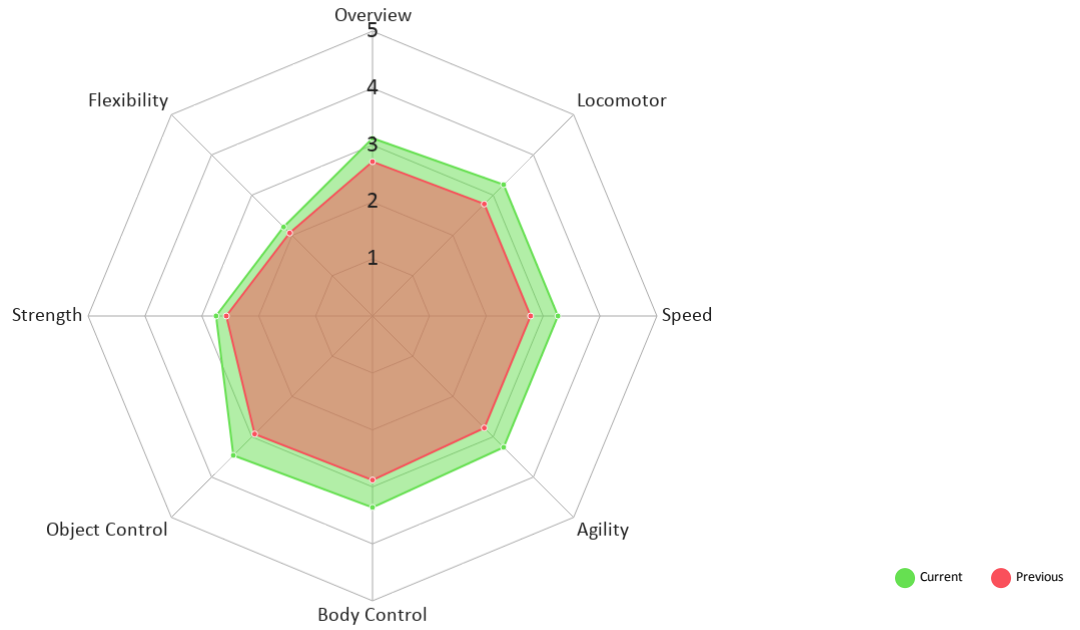
Improvement



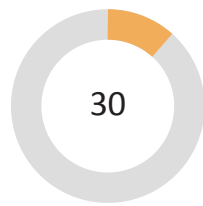
Target



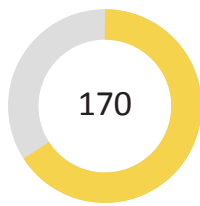
Overall performance



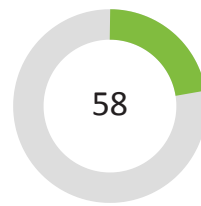
Test element	Type	Results	Rating
Broad Jump	Body Control	112.86 Cms 98.56 Cms 14.50% ↑	3.4
5/10/5 Agility Test	Agility, Speed, Locomotor	7.47 Secs 8.01 Secs 7.20% ↑	3.3
Left Leg - Hopping	Strength	3.36 Secs 3.55 Secs 5.82% ↑	2.6
Sit And Reach	Flexibility	-1.87 Cms -3.01 Cms 37.98% ↑	2.2
Throw & Catch	Object Control	22.19 Catches 16.91 Catches 31.25% ↑	3.5
Right Leg - Hopping	Strength	3.14 Secs 3.49 Secs 10.98% ↑	2.9



Emerging



Expected



Exceeding

↓ Lowest scoring pupils

Name	Score
	1.00
	1.00
	1.00
	1.00
	1.17

↑ Highest scoring pupils

Name	Score
	5.00
	5.00
	5.00
	5.00
	5.00

Highest scoring class

2MP	4.00
-----	------

Lowest scoring class

5JL	2.67
-----	------

Most improved pupils

	680.98
	515.58