

Read Write Inc



For **more information** and ideas for supporting your child visit the RWI website [click link button](#)



The government are strongly promoting the use of synthetic phonics when teaching early literacy skills to children. Synthetic phonics is simply the ability to convert a letter or letter group into sounds that are then blended together into a word.

At SS John Fisher and Thomas More Catholic Primary School we have recently introduced a synthetic phonics programme called 'Read Write Inc' produced by Ruth Miskin. Read Write Inc is a method of learning centred around letter sounds and phonics, blending them together to read and write words and using these learnt sounds in their reading and writing. In EYFS and KS1 children will follow a daily phonic programme to create fluent, enthusiastic readers, confident speakers and willing writers. In KS2, children follow a daily literacy and language programme that equips them with the skills to read and understand texts confidently, write fluently, think critically and articulate thoughts and ideas clearly. Highly acclaimed texts are chosen to suit the year that your child is in and many of these come from the Power of Reading Scheme.

Children who need further support with phonics in KS2 will be identified and they will continue to receive Read Write Inc speedy sounds. Those in Years 5 and 6 who need more additional support will receive the Fresh Start intervention Programme.

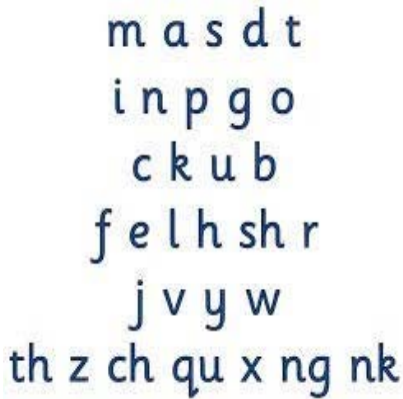


Using Read Write Inc the children **learn to read** effortlessly so that they can put all their **energy** into comprehending what they read.


It also allows them to spell effortlessly so that they can put their **energy** into composing what they write.

The children are assessed and grouped according to their ability. They will work with a teacher or teaching assistant on the Read Write Inc programme. At the end of each term the children will be assessed again and put into new groups. In addition to the Read Write Inc programme the children will also be working on writing skills in their classes with their own class teacher.


When using Read Write Inc to **READ** the children will:



	learn 44 sounds and the corresponding letter/letter groups using simple picture prompts	
	learn to read words using sound blending (Fred talk)	
	read lively stories featuring words they have learnt to sound out	
	show that they comprehend the stories by answering 'Find It' and 'Prove It' discussion questions	

When using Read Write Inc to **WRITE** the children will:

	learn to write the letters/letter groups which represent the 44 sounds	
	learn to write words by saying the sounds and graphemes (Fred fingers)	
	learn to write simple then more complex sentences	
	compose stories based on picture strips	
	compose a range of texts using discussion prompts	

When using Read Write Inc the children will also work in **PAIRS**:

	to answer questions	
	to practise every activity	
	to take turns talking to each other	
	to give positive praise to each other	

	<p>Help your child <b>learn to read</b> words by sound-blending (Fred talk) e.g. c-a-t = cat</p> <p>Children learn to read words by blending the letter-sounds that are in the <b>Speed</b> Sound sets (shown further down the page).</p> <p>Help children to say the pure sounds, as quickly as they can, and then to blend the sounds together to say the whole word.</p>
<p>Read a variety of books (fiction, non-fiction, rhymes...). Discuss the different features of different books. Talk about the books and other reading materials that you have shared.</p> <p>Explain the meaning of new words. Most importantly though, show the <b>fun</b> that can be gained by listening to stories and reading a range of texts.e.g. cereal packets, shopping lists, road signs, <b>web pages</b>, magazines, newspapers etc</p>	
	<p><b>There is also a website <a href="http://www.oxfordowl.co.uk">www.oxfordowl.co.uk</a> which is free and will help your child learn to read and love to read. There are over 100 <b>free ebooks</b> to enjoy with your child and there is a phonic guide which will help you how to say the sounds correctly.</b></p>
<p><b>The sounds taught are “pure sounds” and may be different to how you would say them or how you were taught. To avoid confusing the children the Oxford Owl website or the RWI website does go through the correct pronunciation of each sound.</b></p>	